

BRCS18N20RA

Rev.B Jun.-2023

描述 / Descriptions

N 沟道 TO-220 塑封封装场效应管。

N-Channel MOSFET in a TO-220 Plastic Package.

特征 / Features

$V_{DS}=200V$; $I_D=18A$; $V_{GS}=\pm 20V$

$R_{DS(on)}@10V \leq 170m\Omega$ (Type.130m Ω)

$R_{DS(on)}@4.5V \leq 200m\Omega$ (Type.150m Ω)

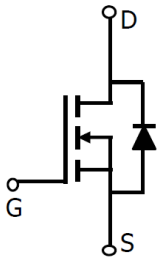
无卤产品。HF Product.

用途 / Applications


网络、负载开关、LED 应用。

Networking, Load Switch, LED applications.

内部等效电路 / Equivalent Circuit



引脚排列 / Pinning



PIN1 : G

PIN 2、4 : D

PIN 3 : S

印章代码 / Marking

见印章说明。

See Marking Instructions.

极限参数 / Absolute Maximum Ratings(Ta=25°C)

参数 Parameter	符号 Symbol	数值 Rating	单位 Unit
Drain-Source Voltage	V _{DSS}	200	V
Drain Current	I _D (T _C =25°C)	18	A
Drain Current - Pulsed	I _{DM}	45	A
Gate-Source Voltage	V _{GS}	±20	V
Single Pulsed Avalanche Energy(L=10mH)	E _{AS}	125	mJ
Avalanche Current(L=10mH)	I _{AS}	9.5	A
Power Dissipation	P _D (T _C =25°C)	132	W
Operating and Storage Temperature Range	T _J , T _{STG}	-55 to 150	°C
Maximum Junction-to-Ambient	t ≤ 10s	24	°C/W
Maximum Junction-to-Ambient	Steady-State		
Maximum Junction-to-Case	Steady-State	0.95	

电性能参数 / Electrical Characteristics(Ta=25°C)

参数 Parameter	符号 Symbol	测试条件 Test Conditions	最小值 Min	典型值 Typ	最大值 Max	单位 Unit
Drain-Source Breakdown Voltage	BV _{DSS}	V _{GS} =0V I _D =250μA	200			V
Zero Gate Voltage Drain Current	I _{DSS}	V _{DS} =200V V _{GS} =0V			1	μA
Gate-Body Leakage Current Forward	I _{GSS}	V _{GS} =±20V V _{DS} =0V			100	±nA
Gate Threshold Voltage	V _{GS(th)}	V _{DS} =V _{GS} I _D =250μA	1.0	1.5	2.0	V
Total gate charge	R _{DS(on)}	V _{GS} =10V I _D =10A		130	170	mΩ
		V _{GS} =4.5V I _D =10A		150	200	mΩ
Drain-Source Diode Forward Voltage	V _{SD}	V _{GS} =0V I _S =1A			1.2	V
Gate resistance	R _g	V _{GS} =0V V _{DS} =0V, f=1MHz		6.5		Ω
Input Capacitance	C _{iss}	V _{DS} =25V V _{GS} =0V f=1MHz		830		pF
Output Capacitance	C _{oss}			150		
Reverse Transfer Capacitance	C _{rss}			65		
Total Gate Charge	Q _{g(10V)}	V _{GS} =10V, V _{DS} =100V, I _D =18A		27		nC
Total Gate Charge	Q _{g(4.5V)}			12		
Gate Source Charge	Q _{gs}			7		
Gate Drain Charge	Q _{gd}			3		

电性能参数 / Electrical Characteristics(Ta=25°C)

参数 Parameter	符号 Symbol	测试条件 Test Conditions	最小值 Min	典型值 Typ	最大值 Max	单位 Unit
Turn-On Delay Time	$t_{d(on)}$	$V_{GS}=10V$ $V_{DS}=75V$ $R_L=2.5\ \Omega$ $R_{GEN}=3\ \Omega$		8		ns
Turn-On Rise Time	t_r			10		
Turn-Off Delay Time	$t_{d(off)}$			30		
Turn-Off Fall Time	t_f			4		

电参数曲线图 / Electrical Characteristic Curve

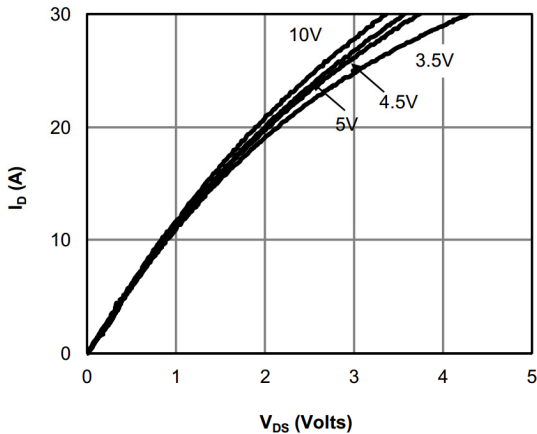


Figure 1: On-Region Characteristics

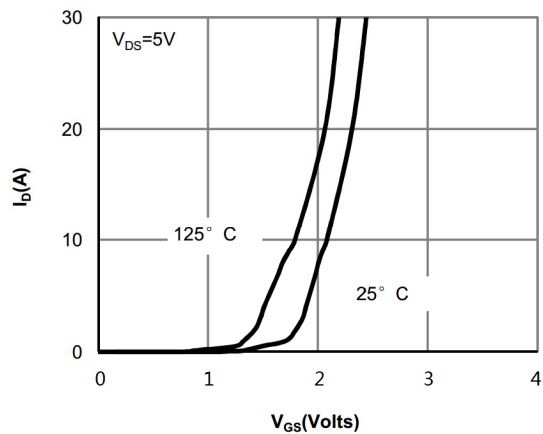


Figure 2: Transfer Characteristics

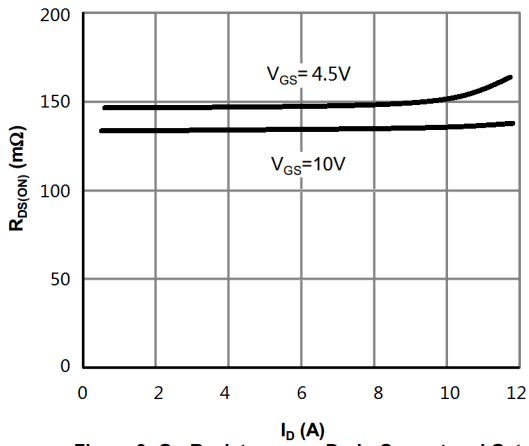


Figure 3: On-Resistance vs. Drain Current and Gate Voltage

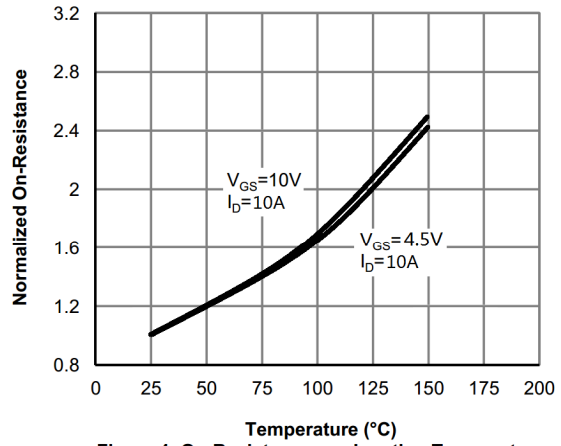


Figure 4: On-Resistance vs. Junction Temperature

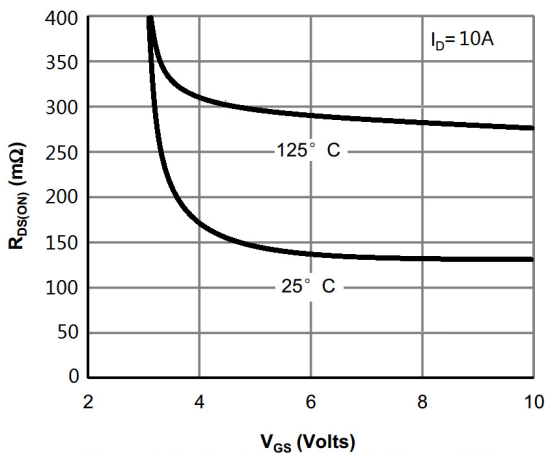


Figure 5: On-Resistance vs. Gate-Source Voltage

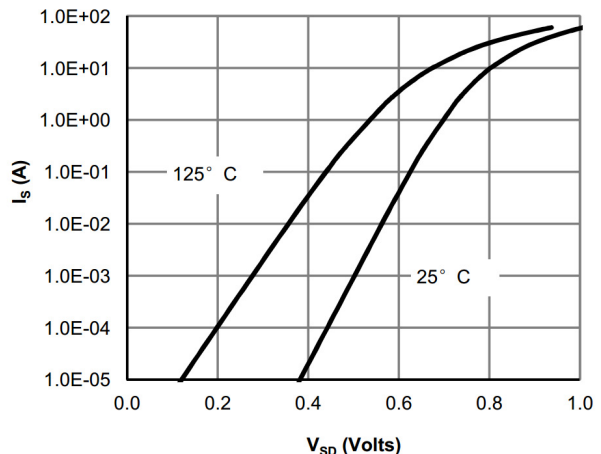


Figure 6: Body-Diode Characteristics

电参数曲线图 / Electrical Characteristic Curve

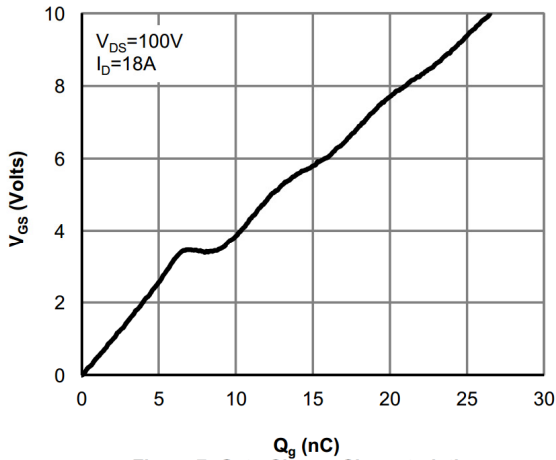


Figure 7: Gate-Charge Characteristics

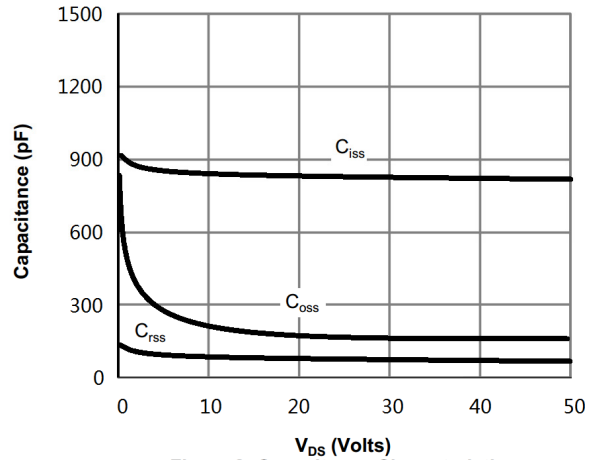


Figure 8: Capacitance Characteristics

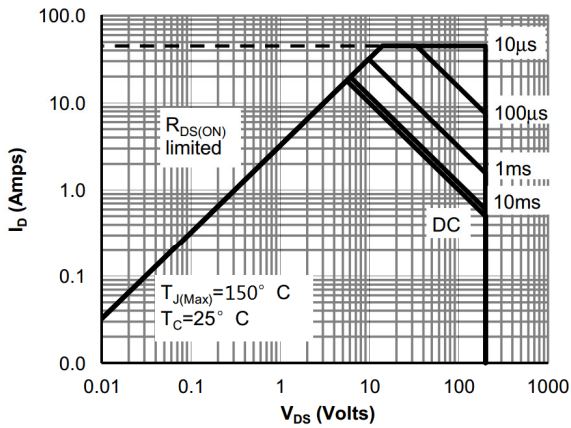


Figure 9: Maximum Forward Biased Safe Operating Area

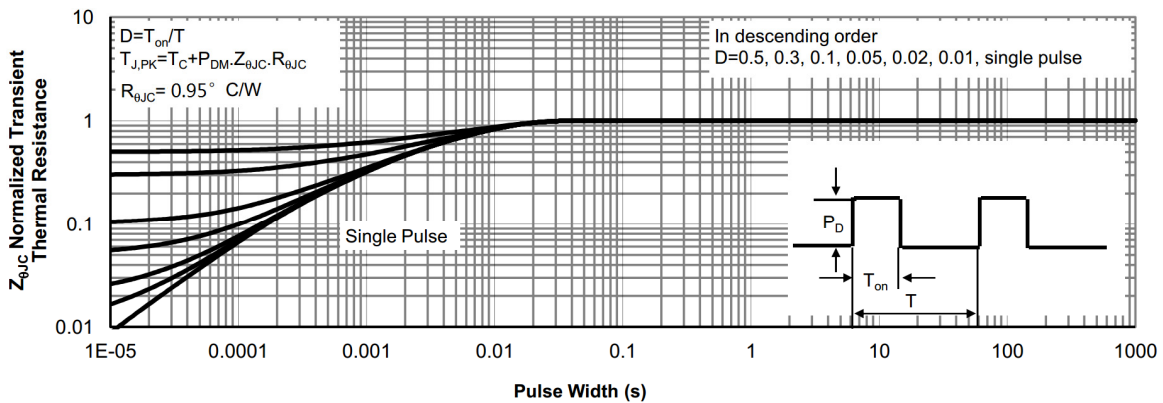
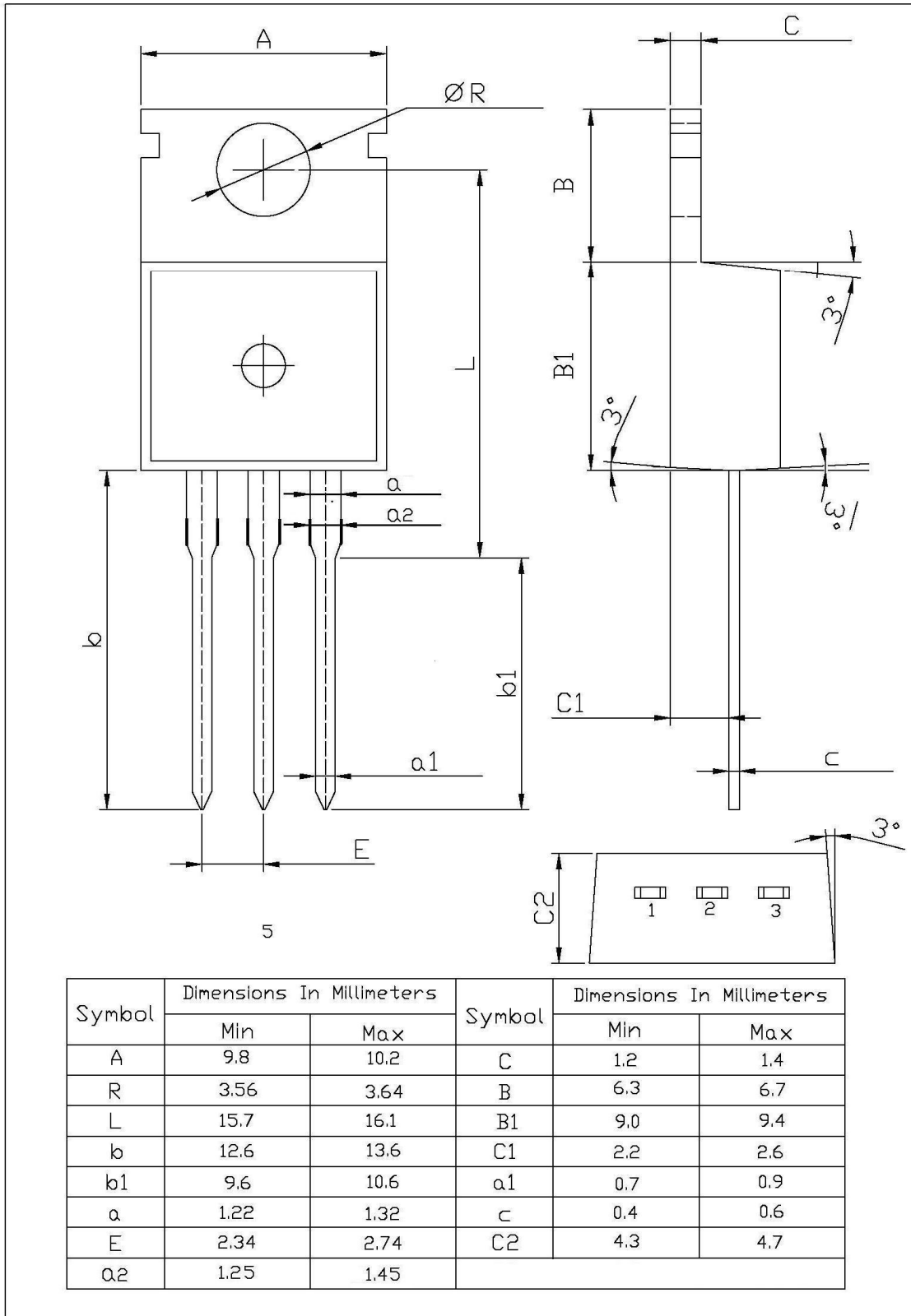


Figure 10: Normalized Maximum Transient Thermal Impedance

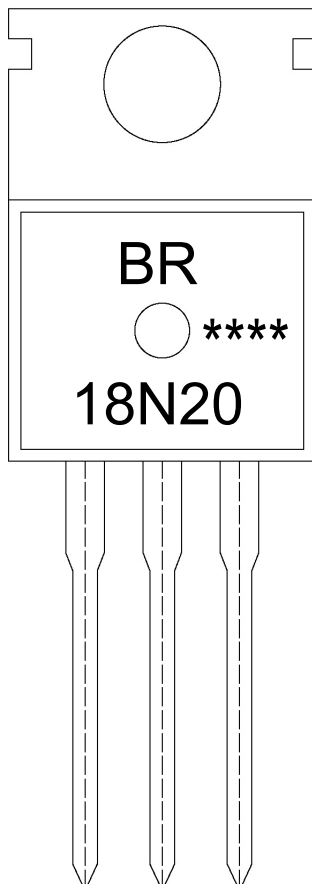
外形尺寸图 / Package Dimensions

TO-220

单位: mm



印章说明 / Marking Instructions



说明：

BR： 为公司代码

18N20： 为型号代码

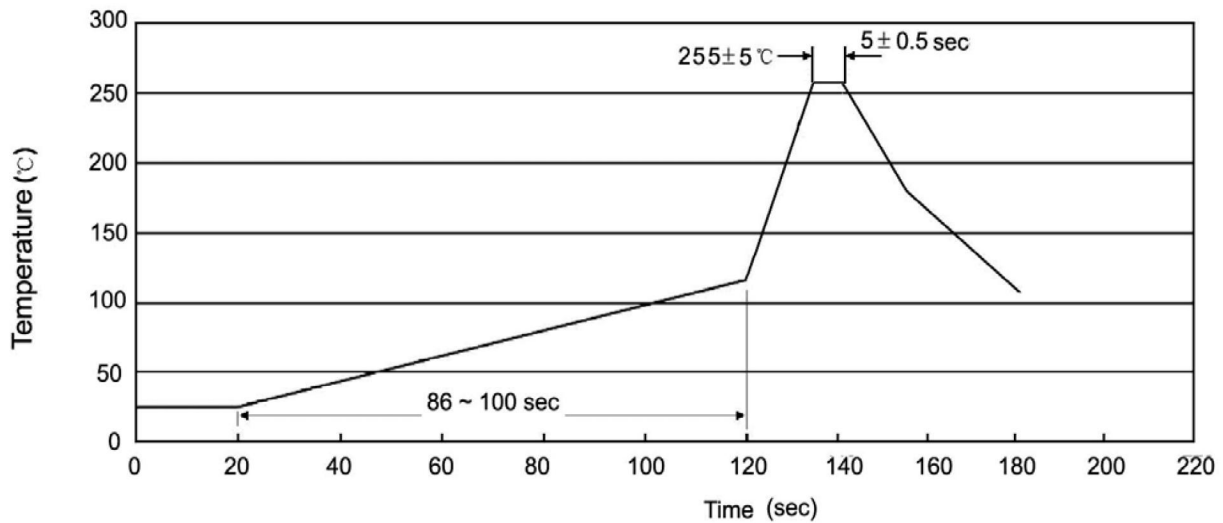
****： 为生产批号代码，随生产批号变化

Note:

BR: Company Code

18N20: Product Type

****: Lot No. Code, code change with Lot No

波峰焊温度曲线图(无铅) / Temperature Profile for Dip Soldering(Pb-Free)


说明：

- 1、预热温度 25~150°C，时间 60~90sec；
- 2、峰值温度 255±5°C，时间持续为 5±0.5sec；
- 3、焊接制程冷却速度为 2~10°C/sec.

Note:

- 1.Preheating:25~150°C, Time:60~90sec.
- 2.Peak Temp.:255±5°C, Duration:5±0.5sec.
3. Cooling Speed: 2~10°C/sec.

耐焊接热试验条件 / Resistance to Soldering Heat Test Conditions

温度：270±5°C

时间：10±1 sec.

Temp.:270±5°C

Time:10±1 sec

包装规格 / Packaging SPEC.

散件包装 / BULK

Package Type 封装形式	Units 包装数量					Dimension 包装尺寸 (unit: mm ³)		
	Units/Bag 只/袋	Bags/Inner Box 袋/盒	Units/Inner Box 只/盒	Inner Boxes/Outer Box 盒/箱	Units/Outer Box 只/箱	Bag 袋	Inner Box 盒	Outer Box 箱
TO-220/F	200	10	2,000	5	10,000	135×190	237×172×102	560×245×195

套管包装 / TUBE

Package Type 封装形式	Units 包装数量					Dimension 包装尺寸 (unit: mm ³)		
	Units/Tube 只/套管	Tubes/Inner Box 套管/盒	Units/Inner Box 只/盒	Inner Boxes/Outer Box 盒/箱	Units/Outer Box 只/箱	Tube 套管	Inner Box 盒	Outer Box 箱
TO-220/F	50	20	1,000	5	5,000	532×31.4×5.5	555×164×50	575×290×180

使用说明 / Notices